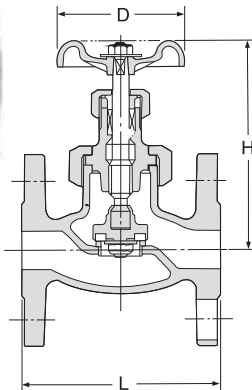


ANSI Class150
〔PN16〕

球墨铸铁法兰截止阀 (明杆式)

Ductile Iron Globe Valve with Disc (Rising stem) Flanged ends

150SPDB



■ 最高工作压力 [Maximum Working Pressure]

-5℃ ~ 38℃水, 油, 气	[-5℃ ~ 38℃W.O.G.]	1.73MPa(17.3bar)
149℃水, 油, 气	[149℃W.O.G.]	1.48MPa(14.8bar)
180℃水, 油, 气	[180℃W.O.G.]	1.18MPa(11.8bar)

■ 材质 [Materials]

零件 [Parts]	材质 [Material]
阀体 [Body]	球墨铸铁FCD-S [Ductile iron FCD-S]
阀盖 [Bonnet]	球墨铸铁FCD-S [Ductile iron FCD-S]
阀杆 [Stem]	13%Cr 不锈钢SUS420J2 [13%Cr Stainless steel SUS420J2]
阀瓣 [Disc]	石墨聚四氟乙烯 [G/F+PTFE]
填料 [Gland packing]	非石棉 [Non asbestos]
垫片 [Gasket]	铜 [Copper]
阀体防漏垫圈 [Body seat ring]	13%Cr 不锈钢 [13%Cr Stainless steel]
手轮 [Handwheel]	灰铸铁 (DN15 ~ DN40) / 球墨铸铁 (DN50) [Cast iron(DN15 ~ DN40) / Ductile iron(DN50)]

■ 尺寸 [Dimensions]

(mm)

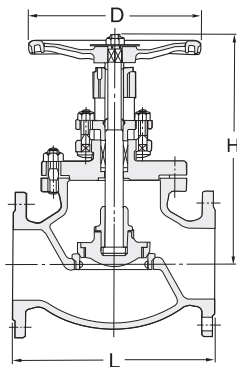
DN	mm	15	20	25	32	40	50
	inch	1/2	3/4	1	1 1/4	1 1/2	2
L		108	117	127	140	165	203
H (全开Open)		127	135	155	172	193	208
D		80	80	100	115	115	135

ANSI Class150
〔PN16〕

球墨铸铁法兰截止阀 (明杆式)

Ductile Iron Globe Valve (Rising stem) Flanged ends

150SPBO



■ 最高工作压力 [Maximum Working Pressure]

-5℃ ~ 38℃水, 油, 气	[-5℃ ~ 38℃W.O.G.]	1.73MPa(17.3bar)
149℃水, 油, 气	[149℃W.O.G.]	1.48MPa (14.8bar)
260℃水, 油, 气	[260℃W.O.G.]	1.18MPa (11.8bar)
343℃水, 油, 气	[343℃W.O.G.]	0.86MPa (8.7bar)

■ 材质 [Materials]

零件 [Parts]	材质 [Material]
阀体 [Body]	球墨铸铁FCD-S [Ductile iron FCD-S]
阀盖 [Bonnet]	球墨铸铁FCD-S [Ductile iron FCD-S]
阀杆 [Stem]	13%Cr 不锈钢SUS420-J2 [13%Cr Stainless steel SUS420-J2]
阀瓣 [Disc]	13%Cr 不锈钢 (DN50) SUS403 球墨铸铁 (DN65以上) FCD-S [13%Cr Stainless steel(DN50)/SUS403 Ductile iron(DN65 and over)FCD-S]
填料 [Gland packing]	非石棉 [Non asbestos]
垫片 [Gasket]	铜 [Copper]
阀体防漏垫圈 [Body seat ring]	13%Cr 不锈钢 [13%Cr Stainless steel]
手轮 [Handwheel]	球墨铸铁 [Ductile iron]

■ 尺寸 [Dimensions]

(mm)

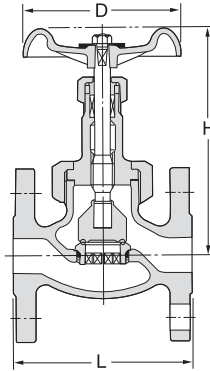
DN	mm	50	65	80	100	125	150	200
	inch	2	2 1/2	3	4	5	6	8
L		203	216	241	292	356	406	495
H (全开Open)		302	313	356	377	460	524	585
D		200	225	250	250	350	350	400

Class300
〔PN25〕

球墨铸铁法兰截止阀 (明杆式)

Ductile Iron Globe Valve (Rising stem) Flanged ends

300SYB



■ 最高工作压力 [Maximum Working Pressure]

-5℃ ~ 38℃ 水, 油, 气	[-5℃ ~ 38℃ W.O.G.]	2.94MPa (29.4bar)
149℃ 水, 油, 气	[149℃ W.O.G.]	2.60MPa (26.0bar)
260℃ 水, 油, 气	[260℃ W.O.G.]	2.28MPa (22.8bar)
350℃ 水, 油, 气	[350℃ W.O.G.]	2.04MPa (20.4bar)

■ 材质 [Materials]

零件 [Parts]	材质 [Material]
阀体 [Body]	球墨铸铁FCD-S [Ductile iron FCD-S]
阀盖 [Bonnet]	球墨铸铁FCD-S [Ductile iron FCD-S]
阀杆 [Stem]	13%Cr 不锈钢 [13%Cr Stainless steel]
闸瓣 [Disc]	13%Cr 不锈钢 [13%Cr Stainless steel]
填料 [Gland packing]	非石棉 [Non asbestos]
垫片 [Gasket]	铜 [Copper]
阀体防漏垫圈 [Body seat ring]	304型不锈钢 [304TypeStainless steel]
手轮 [Handwheel]	灰铸铁 (DN15 ~ DN40) / 球墨铸铁 (DN50) [Cast iron (DN15 ~ DN40) / Ductile iron (DN50)]

■ 尺寸 [Dimensions]

(mm)

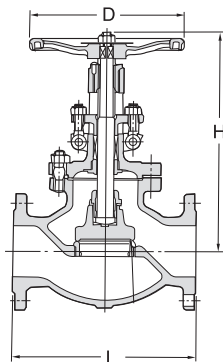
DN	mm	15	20	25	32	40	50
	inch	1/2	3/4	1	1 1/4	1 1/2	2
L		110	120	130	160	180	230
H (全开 Open)		138	157	178	202	210	239
D		80	100	115	115	135	180

Class300
〔PN25〕

球墨铸铁法兰截止阀 (明杆式)

Ductile Iron Globe Valve (Outside screw & yoke, rising stem) Flanged ends

300SYBO



■ 最高工作压力 [Maximum Working Pressure]

-5℃ ~ 38℃ 水, 油, 气	[-5℃ ~ 38℃ W.O.G.]	2.94MPa (29.4bar)
149℃ 水, 油, 气	[149℃ W.O.G.]	2.60MPa (26.0bar)
260℃ 水, 油, 气	[260℃ W.O.G.]	2.28MPa (22.8bar)
350℃ 水, 油, 气	[350℃ W.O.G.]	2.04MPa (20.4bar)

■ 材质 [Materials]

零件 [Parts]	材质 [Material]
阀体 [Body]	球墨铸铁FCD-S [Ductile iron FCD-S]
阀盖 [Bonnet]	球墨铸铁FCD-S [Ductile iron FCD-S]
阀杆 [Stem]	13%Cr 不锈钢SUS403 [13%Cr Stainless steel SUS403]
闸瓣 [Disc]	碳素钢 [Carbon steel]
填料 [Gland packing]	非石棉 [Non asbestos]
垫片 [Gasket]	非石棉 [Non asbestos]
阀体防漏垫圈 [Body seat ring]	碳素钢 [Carbon steel]
手轮 [Handwheel]	球墨铸铁 [Ductile iron]

■ 尺寸 [Dimensions]

(mm)

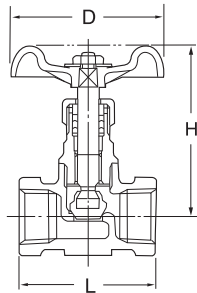
DN	mm	50	65	80	100	125	150	200
	inch	2	2 1/2	3	4	5	6	8
L		267	292	318	356	400	444	559
H (全开 Open)		243	347	382	457	534	593	697
D		225	250	250	300	350	400	560

PN16

不锈钢丝扣截止阀 (明杆式)

Stainless Steel Globe Valve (Rising stem) Threaded ends to BS21

UCL



■ 最高工作压力 [Maximum Working Pressure]

120℃压力变动小的水·油·气 [120℃ W.O.G.non-shock]	1.6MPa(16bar)
饱和蒸气 [Saturated steam]	0.9MPa(9bar)

■ 材质 [Materials]

零件 [Parts]	材质 [Material]
阀体 [Body]	304型不锈钢 [304Type Stainless steel]
阀盖 [Bonnet]	304型不锈钢 [304Type Stainless steel]
阀杆 [Stem]	304型不锈钢 [304Type Stainless steel]
闸瓣 [Disc]	304型不锈钢 [304Type Stainless steel]
填料 [Gland packing]	非石棉 [Non asbestos]
手轮 [Handwheel]	锌 (压铸) (DN8 ~ DN25)/ 铝 (压铸) (DN32以上) [Zinc die-cast(DN8 ~ DN25)/ Aluminum die-cast(DN32 and over)]

■ 尺寸 [Dimensions]

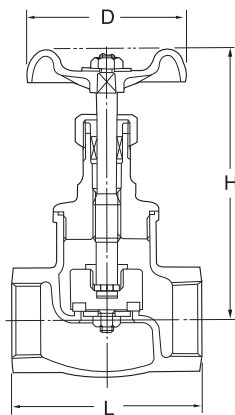
(mm)

DN	mm	8	10	15	20	25	32	40	50
	inch	1/4	3/8	1/2	3/4	1	1 1/4	1 1/2	2
L		44	48	52	60	72	80	90	100
H (全开Open)		68	68	68	93	100	122	138	153
D		55	55	55	60	70	80	90	100

PN16

不锈钢丝扣截止阀 (明杆式)

Stainless Steel Globe Valve with Disc (Rising stem) Threaded ends to BS21

UD
UDM

■ 最高工作压力 [Maximum Working Pressure]

120℃压力变动小的水·油·气 [120℃ W.O.G.non-shock]	1.6MPa(16bar)
饱和蒸气 [Saturated steam]	0.9MPa(9bar)

■ 材质 [Materials]

零件 [Parts]	材质 [Material]
阀体 [Body]	不锈钢* [Stainless steel]
阀盖 [Bonnet]	不锈钢* [Stainless steel]
阀杆 [Stem]	不锈钢* [Stainless steel]
闸瓣 [Disc]	聚四氟乙烯 [PTFE]
填料 [Gland packing]	非石棉 [Non asbestos]
垫片 [Gasket]	聚四氟乙烯 [PTFE]
手轮 [Handwheel]	锌 (压铸) (DN10 ~ DN20)/ 灰铸铁 (DN25以上) [Zinc die-cast(DN10 ~ DN20)/ Cast iron(DN25 and over)]

*UD=304型(304Type). UDM=316型(316Type)

■ 尺寸 [Dimensions]

(mm)

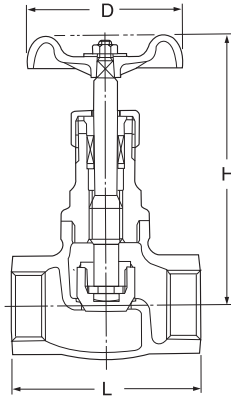
DN	mm	10	15	20	25	32	40	50
	inch	3/8	1/2	3/4	1	1 1/4	1 1/2	2
L		55	65	80	90	105	120	140
H (全开Open)		110	113	119	145	152	175	192
D		60	60	70	90	90	100	115

PN16

不锈钢丝扣截止阀 (明杆式)

Stainless Steel Globe Valve (Rising stem) Threaded ends to BS21

UJ
UJM



■ 最高工作压力 [Maximum Working Pressure]

120℃压力变动小的水·油·气 [120℃ W.O.G.non-shock]	1.6MPa(16bar)
饱和蒸气 [Saturated steam]	0.9MPa(9bar)

■ 材质 [Materials]

零件 [Parts]	材质 [Material]
阀体 [Body]	不锈钢* [Stainless steel] *
阀盖 [Bonnet]	不锈钢* [Stainless steel] *
阀杆 [Stem]	不锈钢* [Stainless steel] *
闸瓣 [Disc]	不锈钢* [Stainless steel] *
填料 [Gland packing]	非石棉 [Non asbestos]
垫片 [Gasket]	非石棉 [Non asbestos]
手轮 [Handwheel]	锌(压铸) (DN10 ~ DN20) / 灰铸铁 (DN25 ~ DN50) / 球墨铸铁 (DN65以上) [Zinc die-Cast(DN10 ~ DN20)/ Cast iron(DN25 ~ DN50)/ Ductile iron(DN65 and over)]

*UJ=304型(304 Type).UJM=316型(316 Type)

■ 尺寸 [Dimensions]

(mm)

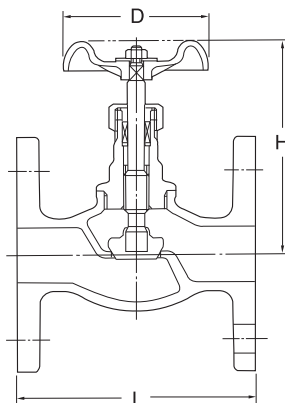
DN	mm	10	15	20	25	32	40	50	65	80
	inch	3/8	1/2	3/4	1	1 1/4	1 1/2	2	2 1/2	3
L		55	65	80	90	105	120	140	180	200
H (全开Open)		109	109	118	145	156	179	199	253	280
D		60	60	70	90	90	100	115	180	225

10K

不锈钢法兰截止阀 (明杆式)

Stainless Steel Globe Valve (Rising stem) Flanged ends

UCB



■ 最高工作压力 [Maximum Working Pressure]

120℃均稀水流 [120℃ W.O.G.]	1.37MPa(13.7bar)
180℃水, 油, 气 [180℃ W.O.G.]	1.0MPa (10 bar)
饱和蒸气 [Saturated steam]	0.9MPa (9 bar)

■ 材质 [Materials]

零件 [Parts]	材质 [Material]
阀体 [Body]	304型不锈钢 [304Type Stainless steel]
阀盖 [Bonnet]	304型不锈钢 [304Type Stainless steel]
阀杆 [Stem]	304型不锈钢 [304Type Stainless steel]
闸瓣 [Disc]	304型不锈钢 [304Type Stainless steel]
填料 [Gland packing]	非石棉 [Non asbestos]
手轮 [Handwheel]	锌(压铸) (DN10 ~ DN20) / 铝(压铸) (DN25以上) / [Zinc die-cast(DN10 ~ DN20)/ Aluminum die-cast(DN25 and over)]

■ 尺寸 [Dimensions]

(mm)

DN	mm	10	15	20	25	32	40	50
	inch	3/8	1/2	3/4	1	1 1/4	1 1/2	2
L		73	85	95	108	120	135	155
H (全开Open)		106	106	108	119	142	155	186
D		70	70	70	80	90	90	115